






## HAM Operator Accessory Kit

Here are some recommended accessories for radio operators. They will provide you flexibility for almost every situation.

	<p>Get a copy of the Repeater Directory. It lists repeaters on 144, 220 and 440 bands for the entire U.S. Handy when you travel.</p>
	<p>Have a couple of spare batteries in your bag. It will allow you to go for a couple of days. Take along a charger in case you have access to ac power.</p>
	<p>A battery eliminator is handy in the car. Save your battery while driving. Make sure it's for your radio brand.</p>
	<p>A programming cable allows for easy programming of your radio with your computer.</p>
	<p>An SMA adapter will connect you to a base antenna for better transmission. Make sure to get the proper adapter for your radio. Unscrew your antenna and look at the radio. If you see a pin, you need a female SMA to UHF. No pin, a male SMA to UHF.</p>